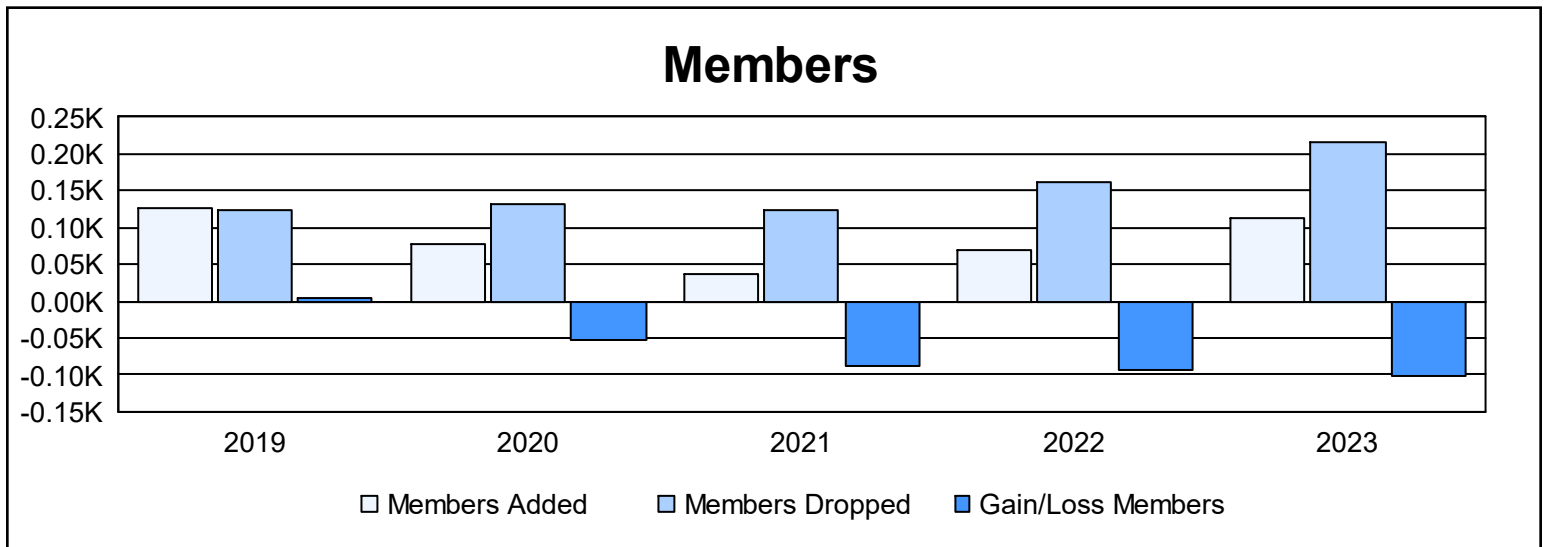
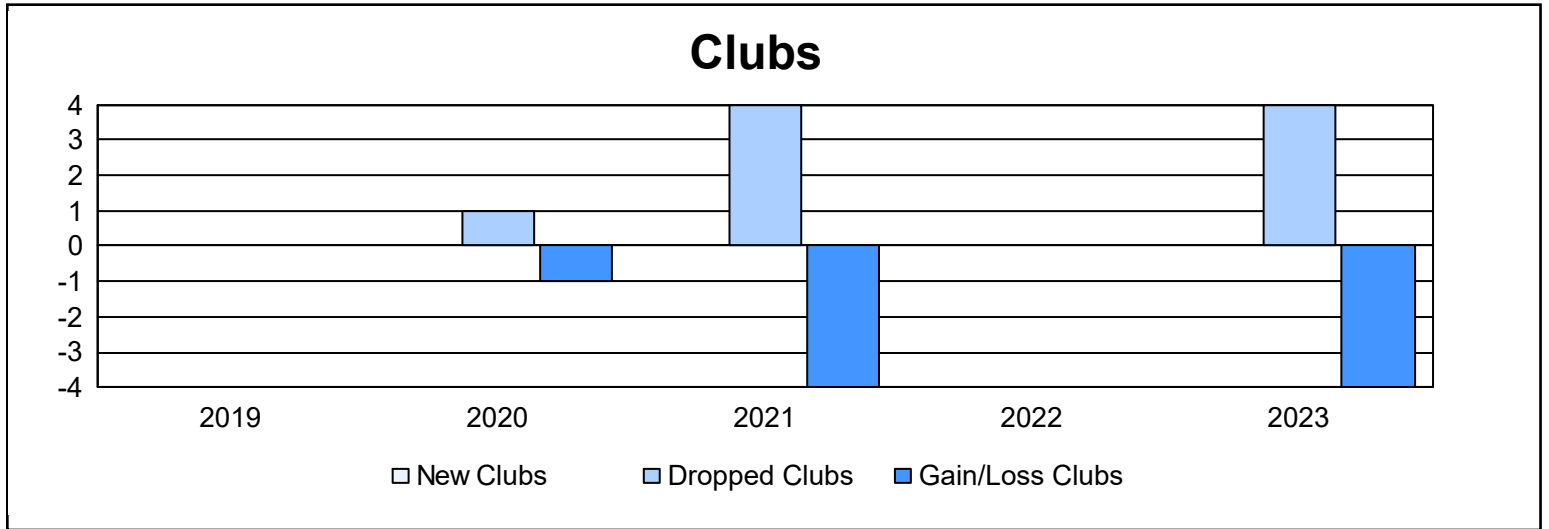
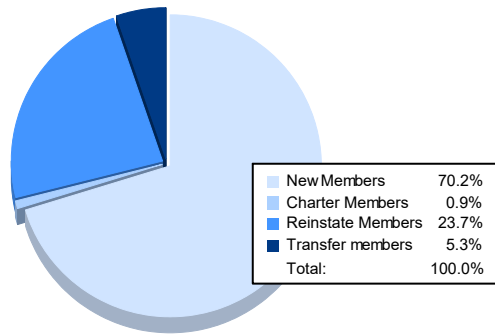


| Year | New Clubs | Dropped Clubs | Gain/ Loss Clubs | New Members | Charter Members | Reinstate Members | Transfer Members | Total Member Added | Total Members Dropped | Gain/ Loss Members |
|----------------|-----------|---------------|------------------|-------------|-----------------|-------------------|------------------|--------------------|-----------------------|--------------------|
| 2018-2019 | 0 | 0 | 0 | 106 | 2 | 3 | 16 | 127 | 123 | 4 |
| 2019-2020 | 0 | 1 | -1 | 60 | 0 | 2 | 16 | 78 | 131 | -53 |
| 2020-2021 | 0 | 4 | -4 | 35 | 0 | 1 | 0 | 36 | 125 | -89 |
| 2021-2022 | 0 | 0 | 0 | 65 | 0 | 2 | 2 | 69 | 163 | -94 |
| 2022-2023 | 0 | 4 | -4 | 80 | 1 | 27 | 6 | 114 | 215 | -101 |
| Average | 0 | 2 | -2 | 69 | 1 | 7 | 8 | 85 | 151 | -67 |



Membership Composition June 2023 Cumulative



Gender Composition June 2023 Cumulative

